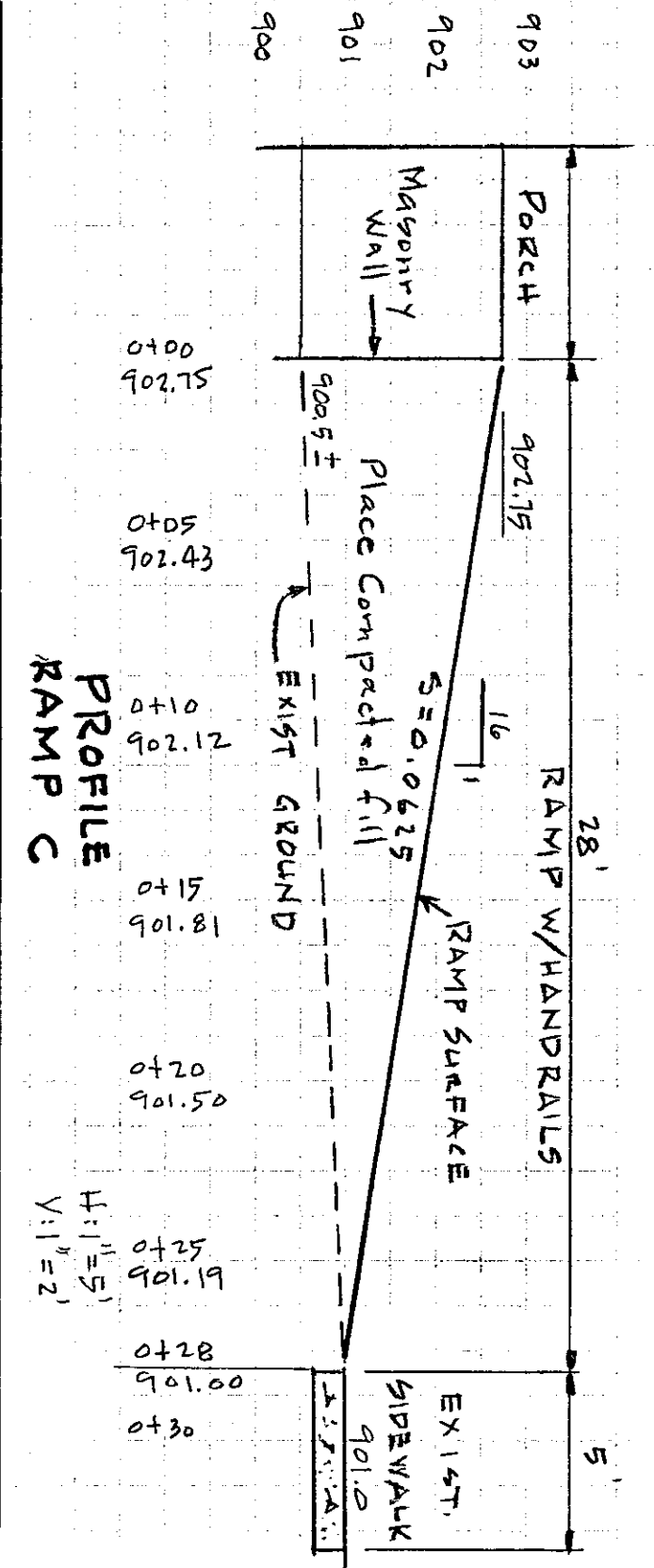
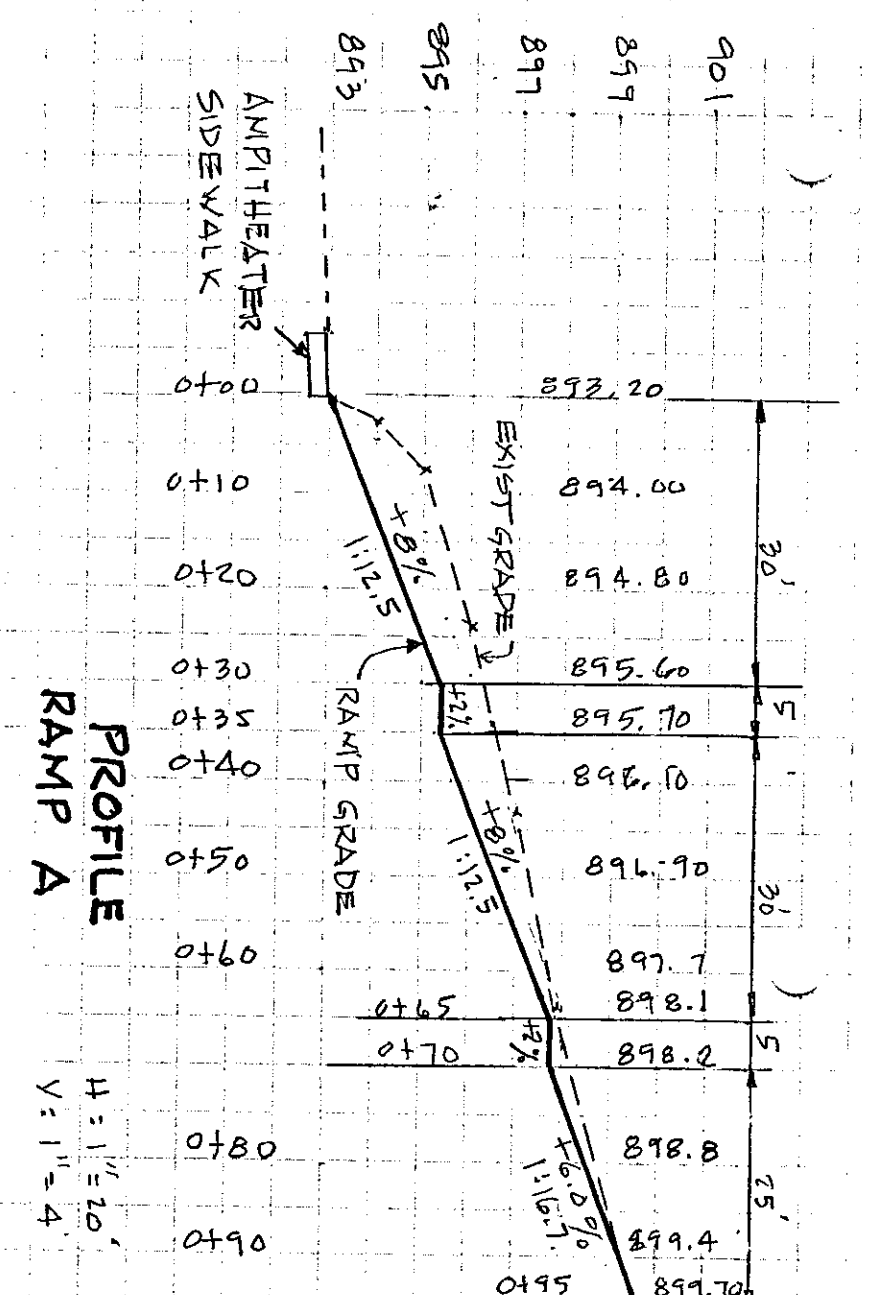
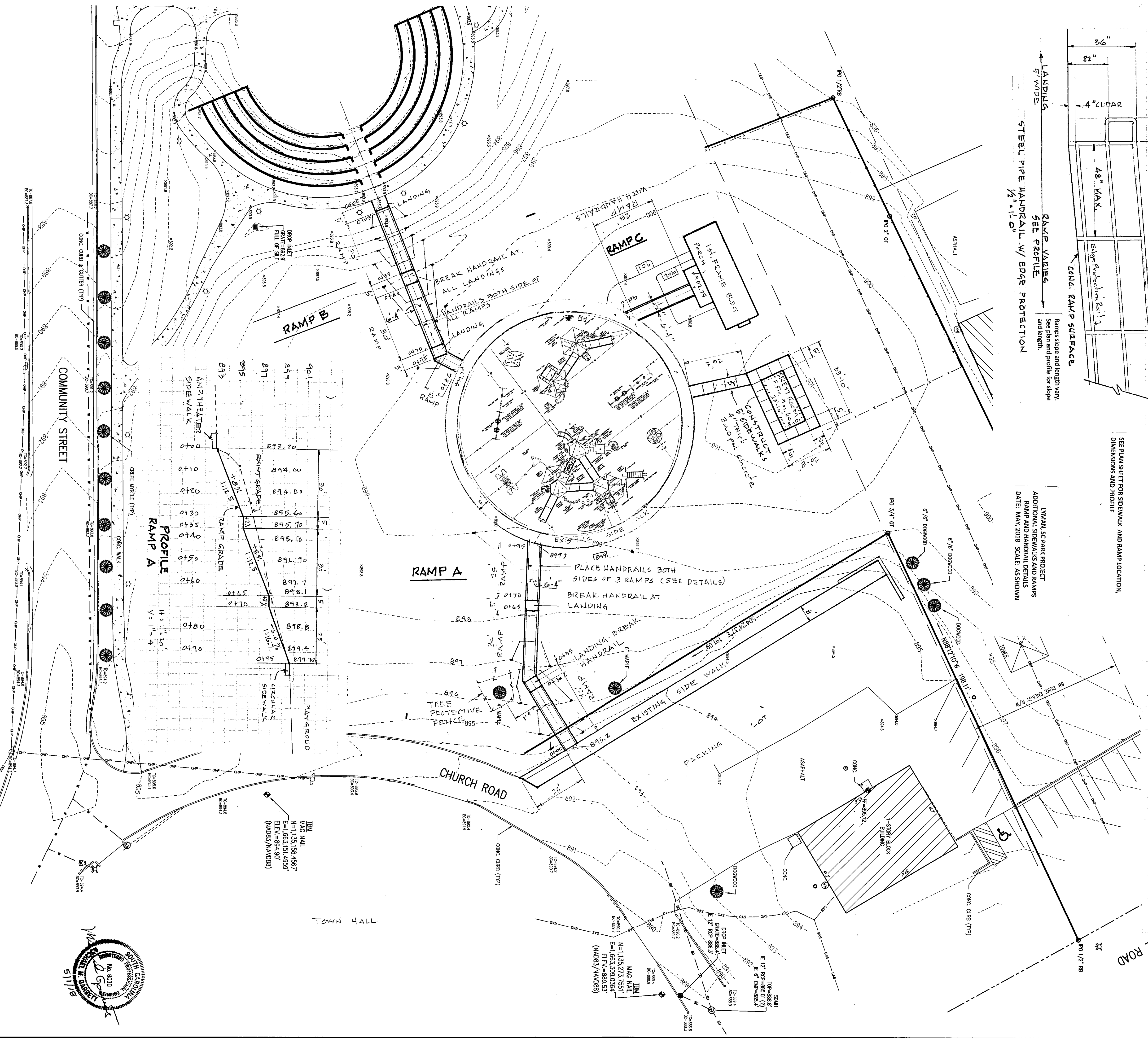


SEE PLAN SHEET FOR SIDEWALK AND RAMP LOCATION, DIMENSIONS AND PROFILE

LYMAN, SC PARK PROJECT
 ADDITIONAL SIDEWALKS AND RAMPS
 RAMP AND HANDRAIL DETAILS
 DATE: MAY, 2018 SCALE: AS SHOWN



TOWN OF LYMAN, SOUTH CAROLINA
 TOWN PARK RAMPS AND SIDEWALK PROJECT
 PLAN SCALE: 1" = 20'
 DATE: MAY, 2018
 TOWN ADMINISTRATOR: GREGG MILLER
 DESIGN ENGINEER: MICHAEL GARRETT

TOPOGRAPHIC SURVEY FOR
 TOWN OF LYMAN
 COMMUNITY STREET / CHURCH ROAD
 SPARTANBURG COUNTY, STATE OF SOUTH CAROLINA

- NOTES:
1. ALL CONCRETE WORK ON RAMPS AND SIDEWALKS SHALL CONFORM TO SCOTT STANDARD SPECIFICATION SECTION 720.
 2. USE CLASS 3000 PORTLAND CEMENT CONCRETE.
 3. PLACE CLASS 3000 PORTLAND CEMENT CONCRETE DIRECTED OTHERWISE BY THE ENGINEER.
 4. PLACE 3/4" INCH EXPANSION JOINTS ADJACENT TO EXISTING BUILDINGS AND SIDEWALKS AND AT SLOPE AND DIRECTION CHANGES OF THE RAMPS AND SIDEWALKS.
 5. ALL EXCAVATED AND FILLED AREAS SHALL BE COMPACTED TO 95% STANDARD PROCTOR PRIOR TO PLACING CONCRETE.
 6. BACKFILL SIDEWALKS AND RAMPS AFTER REMOVING TOPSOIL AND BAKE SMOOTH TO FINISH GRADE SHOWN ON THE PLANS.
 7. PLANT ALL DISTURBED AREAS WITH GRASS, FERTILIZE AND COVER WITH STRAW MULCH.
 8. YOUR ATTENTION IS CALLED TO THE PROJECT SPECIFICATION BID DOCUMENTS THAT CONTAIN PAGES SHOWING THE RAMP AND SIDEWALK DETAILS, RAMP PROFILES AND HANDRAIL CONSTRUCTION DETAILS.
 9. REFER TO: PROFILE FOR RAMP A, B AND C AND RAMP AND HANDRAIL DETAILS. IT IS CRITICAL THAT THE RAMPS AND HANDRAILS BE INSTALLED IN ACCORDANCE WITH THE PLANS AND SPECIFICATION AS THE RAMPS AND HANDRAILS MUST CONFORM TO THE ADA REGULATIONS. IT IS CRITICAL THAT ELEVATIONS AND SLOPES BE ADHERED TO AS SHOWN ON THE PLANS. IF YOU HAVE ANY QUESTIONS CALL THE ENGINEER.

